







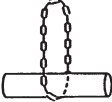
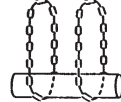
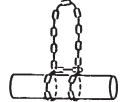
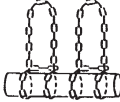


Load capacity table for sling chains





Ring-ended sling and hook-ended sling according to DIN EN 818-4 grade 8

Manner of fastening Angle of inclination β	Carrying capacity in t - depending on chain type and manner of fastening							
	Single-strand		Double-strand*				Three-/Four-strand*	
	direct 0°	tied 0°	direct 0° to 45°	tied 0° to 45°	direct 45° to 60°	tied 45° to 60°	Three-/Four-strand* direct 0° to 45°	Three-/Four-strand* direct 45° to 60°
Nominal chain thickness acc. to DIN EN 818-2								
6	1.12	0.90	1.60	1.26	1.12	0.90	2.36	1.70
7	1.50	1.20	2.12	1.70	1.50	1.20	3.15	2.24
8	2.00	1.60	2.80	2.24	2.00	1.60	4.25	3.00
10	3.15	2.52	4.25	3.55	3.15	2.52	6.70	4.75
13	5.30	4.24	7.50	6.00	5.30	4.24	11.20	8.00
16	8.00	6.40	11.20	9.00	8.00	6.40	17.00	11.80
18	10.00	8.00	14.00	11.20	10.00	8.00	21.20	15.00
20	12.50	10.00	17.00	14.00	12.50	10.00	26.50	19.00
The above-mentioned carrying capacities correspond approximately to the load factors mentioned in the following:								
	1	0.8	1.4	1.12	1	0.8	2.1	1.5
*) With asymmetry the load factors must be changed as follows:								
	-	-	1	0.8	1	0.8	1.5	1

Endless chains vertically hanging

Manner of fastening Angle of inclination β	Carrying capacity in t depending on chain type and manner of fastening			
	direct 0°/single	direct 0°/double	tied 0°/single	tied 0°/double
Nominal chain thickness acc. to DIN EN 818-2				
6	2.24	4.48	1.80	3.60
7	3.00	6.00	2.50	4.80
8	4.00	8.00	3.15	6.40
10	6.30	12.60	5.00	10.00
13	10.60	21.20	8.50	17.00
16	16.00	32.00	12.50	25.00
18	20.00	40.00	16.00	32.00
20	25.00	50.00	20.00	40.00
The above-mentioned carrying capacities correspond approximately to the load factors mentioned in the following:				
	2	2 x 2	1.6	3.2

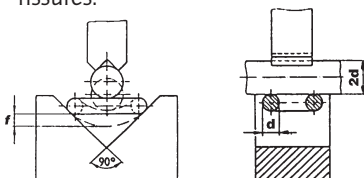
Annular chains inclined

Manner of fastening Angle of inclination β	Carrying capacity in t depending on chain type and manner of fastening			
	0° to 45°	45° to 60°	0° to 45°	45° to 60°
Nominal chain thickness acc. to DIN EN 818-2				
6	1.23	0.90	1.90	1.34
7	1.65	1.20	2.55	1.80
8	2.20	1.60	3.45	2.40
10	3.60	2.52	5.40	3.80
13	5.80	4.24	9.00	6.36
16	9.00	6.40	13.60	9.50
18	11.00	8.00	17.00	12.00
20	13.75	10.00	21.25	15.00
The above-mentioned carrying capacities correspond approximately to the load factors mentioned in the following:				
	1.1	0.8	1.7	1.2

Mechanical properties

Bending test

The chain link is bent by $f = 0.8 d$ during the test. After the bending test there must not be any superficial fissures.



Breaking elongation min. 20 % Ratio	Load tension N/mm ²	Manufacturing test tension N/mm ²	Stress at break N/mm ²
1 : 2.5 : 4	200	500	800

Load-bearing capacity in %	Load-bearing capacity in % at a chain temperature of °C		
	-40°C to +200°C	more than 200°C to 300°C	more than 300°C to 400°C
	100	90	75